

Healthy Community Mural

Panel specifications

Updated 9.20.21

Project Website: <https://www.ccnfo.org/mural/>

Location: The 5th Avenue underpass has three bridges going over it – the Glendale Avenue bridge, the CalTrain rail bridge and a walk/bike bridge. The location has a Redwood City Zip Code of 94063.

Google Map: <https://goo.gl/maps/DCSTktXJ5rQ4AuuAA>

GPS: 37°28'11.2"N 122°12'22.0"W

Measurements:

16 Rectangular Mural Panels (1 - 16)

Total Square Feet 1436

5 Project Info Panels (A - E)

Total Square Feet 170

All Panels

Total Square Feet 1606

About Rectangular Panels

Panel dimensions vary from panel to panel. Panels are not symmetrical. See page 2.

There are 16 panels for 16 healthy community topics.

Panels may include, but are not required to include, text or QR codes.

About Info Panels

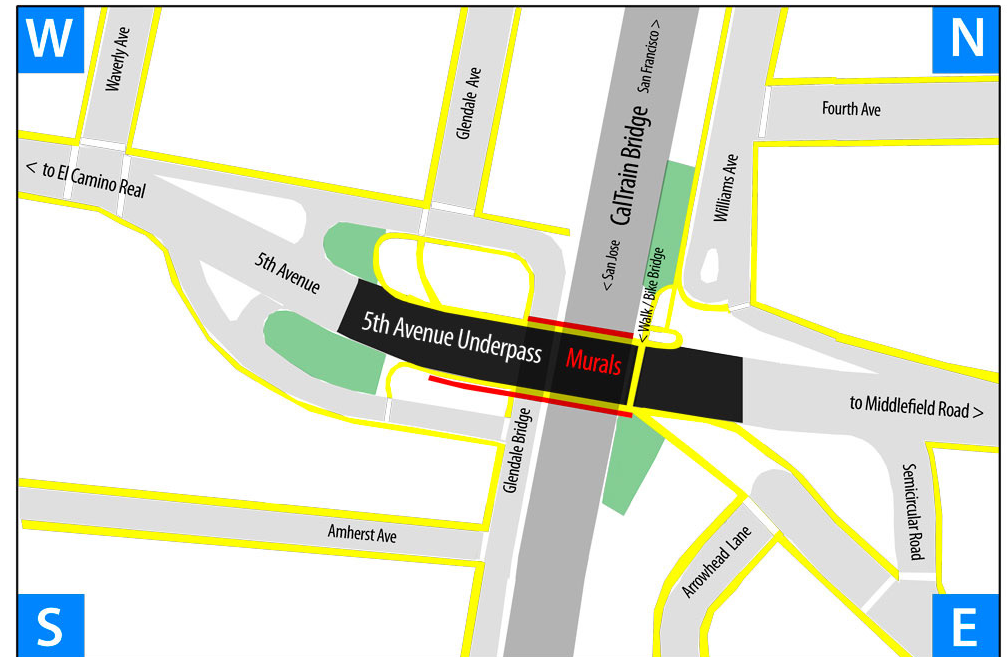
Panel dimensions vary from panel to panel. Panels are not symmetrical. See page 2.

These panels can be used for information about the project.

The panels can be used as entry ways into the 16 mural panels.

Questions & Language Translation

Contact artsandculture@smcgov.org



< El Camino Real

North West Underpass Mural Panels

Middlefield Road >



Panel	Left side	Right side	Top	Bottom	Square inches	Square Feet
Title NW	49"	30"	121"	121"	4780	33.2
1	28"	19"	128"	128"	3648	25.4
2	67"	46"	124"	132"	7458	51.8
3	49"	30"	121"	121"	11,562	80.3
4	78"	74"	162"	162"	12,312	85.5
5	76"	78"	141"	141"	10,857	75.4
6	69"	73"	150"	150"	10,650	74
7	74"	70"	197"	197"	14,184	98.5
8	81"	75"	195"	195"	15,210	105.6

16 Rectangular Mural Panels (1 - 16)
Total Square Feet 1436


5 Project Info Panels (A - E)
Total Square Feet 170

All Panels
Total Square Feet 1606


< Middlefield Road

South East Underpass Mural Panels

El Camino Real >



Panel	Left side	Right side	Top	Bottom	Square Inches	Square Feet
Title SE	0	42"	154"	152"	3192	22.2
9	19"	73"	131"	121"	5566	38.7
10	83"	78"	162"	162"	13,041	90.6
11	75"	69"	162"	162"	11,664	81
12	72"	79"	144"	147"	10,872	75.5
13	81"	89"	151"	151"	12,835	89.1
14	89"	80"	254"	254"	21,463	149
15	76"	65"	290"	290"	20,155	140
16	62"	56"	186"	184"	10,856	75.4
17	52"	52"	192"	192"	9984	69.3
18	52"	58"	173"	173"	9515	66.1
19	61"	70"	173"	173"	11,332	78.7



Panel angles aproximately 31 degrees